

DISPLAY | Multidecks

DISPLAY ► WALL SITE MULTIDECK



GENERAL FEATURES

- Wall showcase without doors (Width: 960mm)
- Grey coated steel for external and white internally
- Ventilated Cooling
- Automatic compressor cycle defrost
- Digital display control with ON-OFF switch built-in
- Interior LED light (with independent switch)
- Anti-condensation double layer glass
- Blind ends
- Adjustable shelves: 4 Pcs
- Aluminium end trims and front panel
- Antracite gray bumper
- N.4 Adjustable feet
- Energy efficiency class: E
- Panoramic ends providing the maximum visibility of the goods (Optional)


TECHNICAL SPECIFICATIONS

Capacity	471 L
Temperature	M2 (-1°C~+7°C)
Consumption	11.4 kWh/24h
Rated Power	1608 W
Noise level	70 dB(A)
Net Weight	180 Kg
Gross Weight	217 Kg
External Dimensions (WxDxH mm)	960x635x1951
Internal Dimensions (WxDxH mm)	896x335x1165
Packaging dimensions (WxDxH mm)	1070x760x2100
Loading quantities 20'/40'/40'HQ	14/30/30

CERTIFICATION

CE RoHS

2NZ 10




DETAILS



Glass or plexiglas product stopper



The items can be supplied either with lockable castor



Glass shelves



Cans holder



Rear door for loading



LED Light on the shelf



Panoramic sidewalls (As optional)

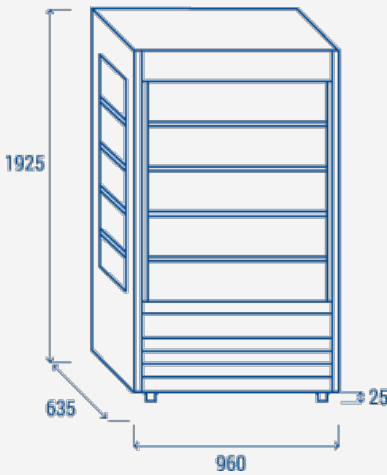


Sliding door with self closing function (As optional)



External laminates claddings

PRODUCT DIMENSIONS



COOL HEAD EUROPE
We make the world a cooler place



www.coolheadeurope.com